








# North Shore Hospital Campus map

- KEY**
-  PARKING PAY STATION
  -  MOBILITY PARKING
  -  BICYCLE STORAGE
  -  PEDESTRIAN CROSSING
  -  STAFF/PATIENT SHUTTLE
  -  BUS STOP
  -  ASSEMBLY POINT



43 TAHAROTO ROAD  
37 TAHAROTO ROAD

3 SHEA TERRACE  
3 MARY POYNTON CRESCENT

15 SHEA TERRACE  
17 SHEA TERRACE